



Click a category below:

ESP Raptor

FB Raptor

ER Raptor

Safari Solid

Safari Raptor

MTH

MTAC

LAZER

MAXIMUS

PHD Ammo

HG Raptor

HG Solid

Subsonic Raptor

Muzzleloader Raptor

Muzzleloader Maximus

Cutting Edge Bullets: MTH-Match, Tactical, Hunting

Caliber	Grains	Required Twist	Part Number	G1 BC	G7 BC	OAL	Bullet ¹ Projection
.224	40	1-14"	FBH B07	.200		0.644"	.462"
	55	1-9"	MTH B55	.250		0.869"	.500"
	65	1-9"	MTH B65	.310		.981"	.500"
	78	1-7"	MTH 224 78 MAX	TBD		1.182"	.773"
.243 (6mm)	77	1-10"	MTH F04	.370		1.027"	.655"
	88	1-9.25"	MTH F05	.445		1.136"	.655"
	100	1-7"	MTH 243 100	.580		.1263"	.835"
.257	100	1-10"	MTH K01	.420		1.136"	.600"
	115	1-8"	MTH K02	.460		1.290"	.879"
.264 (6.5mm)	120	1-9"	MTH G06	.500		1.313"	.874"
	130	1-8"	MTH G05	.550		1.417"	.968"
	130	1-8"	MTH 264 130	.550		1.389"	.720"
	140	1-7.5"	MTH G10	.600		1.501"	1.056"
.277	120	1-10"	MTH H01	.460	.209 (A.B.)	1.192"	.735"
	130	1-10"	MTH H02	.540	.227 (A.B.)	1.266"	.735"
	140	1-9"	MTH H03	.590		1.348"	.863"
.284 (7mm)	130	1-11"	MTH J03	.450		1.241"	.760"
	145	1-10"	MTH J145	.495		1.363"	.714"
	155	1-9.25"	MTH J07	.610	.246 (A.B.)	1.468"	.937"
	168	1-9"	MTH 284 168 MAX	.620	.266 (A.B.)	1.559"	1.028"
	180	1-7.5"	MTH 284 180 MAX	TBD	.292 (A.B.)	1.680"	1.149"
.308	130	1-14"	MTH 308 130	.420	.202 (A.B.)	1.104"	.700"
	140	1-13"	MTH 308 140	.440		1.173"	.740"
	150	1-12"	MTH 308 150	.450		1.242"	.785"
	165	1-10"	MTH 308 165	.510	.256 (A.B.)	1.355"	.785"
	180	1-10"	MTH 308 180	.600	.245 (A.B.)	1.445"	.785"
	180	1-10"	MTH 308 180 MAX	.600	.260 (A.B.)	1.470"	.936"
	190	1-9.5"	MTH 308 190 MAX	.624	.289 (A.B.)	1.572"	1.106"
	200	1-9.5"	MTH 308 200 MAX	.610	.312	1.596"	1.106"
.323 (8mm)	225	1-10"	MTH 323 225 MAX	.640	.317est.	1.704"	1.139"
	256	1-9"	MTH 323 256 MAX	.750	.366est.	1.882"	1.317"
.338	175	1-12"	MTH 338 175	.535	.196 (A.B.)	1.218"	.790"
	200	1-12"	MTH 338 200	.570	.224 (A.B.)	1.420"	.850"
	225	1-10"	MTH 338 225	.651	.304 (A.B.)	1.638"	1.083"
	252	1-10"	MTH 338 252	.750		1.749"	1.036"
	252	1-10"	MTH 338 252 MAX	.750 (.714 A.B.)	.370 (.367 A.B.)	1.758"	1.174"
	265	1-10"	MTH 338 265	.800		1.813"	1.036"
	265	1-10"	MTH 338 265 MAX	.800(.767 A.B.)	.397 (.393 A.B.)	1.826"	1.242"
	275	1-9.5"	MTH 338 275	.826(.801 A.B.)	.412 (A.B.)	1.863"	1.036"
	275	1-9.5"	MTH 338 275 MAX	.826	.412 (A.B.)	1.880"	1.298"
	300	1-8.5"	MTH 338 300 MAX	.870	.407 (A.B.)	2.014"	1.463"
.358	340	1-10"	MTH E01	.920		2.061"	1.470"
.375	300	1-13"	MTH L08	.750	.331 (A.B.)	1.723"	1.141"
	320	1-12"	MTH L04	.674(2400fps)	.350 (A.B.)	1.800"	1.067"
	330	1-12"	MTH L02	.731(2400fps)	.384 (A.B.)	1.864"	1.273"
	350	1-11"	MTH L350	.890	.415 (A.B.)	1.993"	1.402"
	375	1-10"	MTH L12	.950		2.099"	1.503"
	400	1-9"	MTH L14	.990		2.205"	1.609"
	425	1-8"	MTH L16	1.030		2.312"	1.716"
	450	1-7"	MTH L18	1.070		2.419"	1.824"
.408	390	1-13"	MTH U02	.900	.373 (A.B.)	1.904"	1.305"
	415	1-13"	MTH U03	.955	.409 (A.B.)	1.986"	1.309"
.416	340	1-14"	MTH V15	.780		1.793"	1.285"
	350	1-17"	MTH V11	.550		1.547"	.784"
	350	1-16.5"	MTH V12	.650		1.651"	1.143"
	375	1-14"	MTH V13	.820		1.793"	1.285"
	420	1-13"	MTH V14	.880	.402 (A.B.)	1.976"	1.290"
	420	1-13"	MTH 416 420	.825		1.994	1.38
	444	1-13"	MTH V08	.870	.395 (A.B.)	2.000"	1.290"
	450	1-13"	MTH 416 450	.874	.418 (A.B.)	2.097	1.483
470	1-12"	MTH 416 470 MAX	.980		2.119"	1.503"	
.510	798	Standard	MTH X04	.970		2.501"	1.809"
.550	600	Standard	MTH 550 600	TBD		1.462"	.800"

BC data marked (A.B) is data obtained from independent testing performed by Applied Ballistics LLC.

Highlighted bullets were tested through the Oehler 43 system

1. The bullet projection length is the distance from the case mouth to the end of the bullet

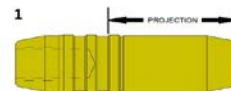
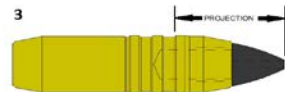


Cutting Edge Bullets: Enhanced System Projectile - Brass

Caliber	Grains	Required Twist	Part Number	G1 BC w/o tip	G1 BC w/tip	OAL w/o tip	OAL w/tip	Bullet ^{1*} Projection w/o tip	Bullet Projection w/tip	Blunt Trauma Base™ ~ Retained Weight (grains)
.243 (6mm)	55	1-11"	ESP F55 Raptor	.115	.220	.774"	1.054"	.324"	.604"	32
	65	1-9.25"	ESP F65 Raptor	.120	.245	.892"	1.172"	.324"	.604"	43
.257	70	1-10"	ESP I70 Raptor	.115	.250	.850"	1.143"	.411"	.704"	44
	80	1-10"	ESP I80 Raptor	.125	.275	.949"	1.242"	.411"	.704"	54
.264 (6.5mm)	100	1-8"	ESP G100 Raptor	.130	.300	1.110"	1.410"	.454"	.754"	74
.277 (6.8mm)	85	1-12"	ESP H85 Raptor	.115	.200	.882"	1.05"	.452"	.620"	48
	100	1-10"	ESP H100 Raptor	.120	.225	1.018"	1.186"	.444"	.612"	71
	110	1-9.5"	ESP H110 Raptor	.125	.235	1.103"	1.271"	.444"	.612"	81
.284 (7mm)	115	1-10"	ESP J115 Raptor	.140	.332	1.096"	1.413"	.427"	.744"	84
	130	1-9"	ESP J130 Raptor	.135	.353	1.212"	1.529"	.427"	.744"	99
.308	100	1-12"	ESP C100 Raptor	.120	.230	.837"	1.215"	.319"	.697"	62
	130	1-11"	ESP C130 Raptor	.130	.305	1.037"	1.415"	.380"	.758"	92
	145	1-10"	ESP C145 Raptor	.140	.330	1.134"	1.512"	.360"	.738"	107
.311	100	1-12"	ESP CM100 Raptor	.120	.230	.825"	1.203"	.426"	.804"	60
	130	1-12"	ESP CM130 Raptor	.130	.295	1.023"	1.401"	.456"	.834"	90
.323 (8mm)	175	1-12"	ESP M175 Raptor	.130	.380	1.240"	1.618"	.436"	.814"	135
.338	175	1-12"	ESP D175 Raptor	.130	.350	1.138"	1.557"	.406"	.825"	129
	200	1-10"	ESP D200 Raptor	.140	.390	1.284"	1.703"	.406"	.825"	154
	225	1-9.5"	ESP D225 Raptor	.150	.410	1.420"	1.839"	.406"	.825"	179
.366 (9.3mm)	210	1-12"	ESP N210 Raptor	.130	.390	1.163"	1.442"	.391"	.697"	156
.375	230	1-12"	ESP L230 Raptor	.150	.313	1.204"	1.491"	.443"	.730"	174
.416	300	1-14"	ESP R300 Raptor	.180	.360	1.297"	1.629"	.424"	.756"	237
.423	300	1-14"	ESP K300 Raptor	TBD	.320 est.	1.268"	1.581"	.380"	.693"	221
.458	300	1-20"	ESP S300 Raptor	.140	.250	1.103"	1.452"	.251"	.650"	219
.500	350	1-16"	ESP W350 Raptor	.160	.270	1.106"	1.481"	.380"	.755"	257

*BC with the tip installed was determined at 250 yards **BC with the tip installed was determined at 50 yards

1. The bullet projection length is the distance from the case mouth to the end of the bullet.



Cutting Edge Bullets: Safari Raptor, Solid, & Lever+

Caliber	Grains	Part Number	OAL	Bullet ¹ Projection	G1 BC (Est.)	Blunt Trauma Base™ ~ Retained Weight (grains)
.264 (6.5mm)	130	DGSC G130	1.156"	.759"		
	140	DGSC G140	1.244"	.759"		
	155	DGSC G155	1.372"	.965"		
.308	100	ESP C100LG RAPTOR	.897"	.319"	.120	62
	130	ESP C130LG RAPTOR	1.037"	.357"	.130	92
	180	DGSC C180	1.150"	.745"	.210	
	210	DGSC C210	1.341"	.745"	.240	
.348	175	DGBR-HP DN02	1.057"	.540"	.170	127
	200	DGBR DN01	1.051"	.540"	.180	
	175	DGSC-HP 348 175	1.017"	.540"	.170	
	200	DGSC 348 200	.994"	.540"	.180	
.366 (9.3mm)	255	DGBR-HP N04	1.363"	.750"	.170	203
	255	DGBR-HP N05 TSG	1.363"	.750"	.170	203
	280	DGBR N02	1.349"	.750"	.190	
.375	275	DGBR-HP L03	1.375"	.750"	.170	223
	275	DGBR-HP L04 TSG	1.375"	.750"	.170	223
	300	DGBR L01	1.371"	.750"	.190	
.409	370	DGBR-HP Q08NE	1.582"	.750"	.170	309
	400	DGBR Q01NE	1.547"	.750"	.190	
.411	400	DGBR Q05	1.510"	.700"		
	370	DGBR-HP Q04	1.544"	.700"		
	350	DGBR Q07	1.324"	.700"		
	320	DGBR-HP Q06	1.359"	.700"		
.416	225	DGBR-HP R08	.988"	.410"	.140	160
	325	DGBR-HP R05	1.358"	.750"	.160	261
	350	DGBR R01	1.331"	.750"	.170	
	370	DGBR-HP R06	1.522"	.750"	.180	306
	400	DGBR R03	1.494"	.750"	.190	
.423	325	DGBR-HP K06	1.326"	.655"	.160	260
	350	DGBR K05	1.274"	.655"	.170	
	375	DGBR-HP K08	1.504"	.655"	.180	310
	400	DGBR K07	1.453"	.655"	.190	
.440	410	DGBR-HP 440 410	1.483"	.750"		
	450	DGBR 440 450	1.483"	.750"		
.457 NE	450	DGBR-HP S14NE	1.511"	.750"	.170	365
	480	DGBR S05NE	1.514"	.750"	.190	
	250	DGBR-HP S20LG	0.908"	.410"	.140	165
	295	DGBR-HP S16LG	1.043"	.460"	.150	211
	295	DGBR-HP S19SS	1.041"	.600"	.150	211
	325	DGBR S17LG	1.014"	.460"	.170	
	325	DGBR S15	1.012"	.650"	.170	

Cutting Edge Bullets: Safari Raptor, Solid, & Lever+

Caliber	Grains	Part Number	OAL	Bullet ¹ Projection	G1 BC (Est.)	Blunt Trauma Base™ ~ Retained Weight (grains)
.458	370	DGBR-HP S18LG	1.271"	.460"	.160	286
	400	DGBR S10LG	1.242"	.460"	.180	
	420	DGBR-HP S09	1.417"	.750"	.180	337
	450	DGBR S01	1.414"	.750"	.190	
	470	DGBR-HP S08	1.537"	.750"	.190	376
	500	DGBR S07	1.539"	.750"	.200	
.474	320	DGBR-HP T07SS	1.043"	.650"	.150	229
	350	DGBR T06SS	1.017"	.650"	.160	
	420	DGBR-HP T09BM	1.325"	.750"	.160	329
	450	DGBR T08BM	1.299"	.750"	.170	
	460	DGBR-HP T05NE	1.475"	.703"	.180	369
	500	DGBR T04NE	1.475"	.703"	.190	
.487	460	DGBR-HP U02	1.377"	.700"		
	500	DGBR U01	1.380"	.750"	.190	
.500	300	DGBR-HP W25LG				
	335	DGBR-HP W24LG	1.014"	.405"		
	335	DGBR-HP W23SS	1.015"	.600"		
	375	DGBR W18SS	0.984"	.600"	.160	
	365	DGBR-HP W21LG	1.091"	.460"	.160	273
	405	DGBR W13LG	1.061"	.460"	.170	
	405	DGBR W15	1.059"	.600"	.170	
	410	DGBR-HP W27	1.196"	.700"	.170	318
	450	DGBR W26	1.187"	.700"	.180	
	450	DGBR-HP W20	1.329"	.608"	.180	357
	500	DGBR W08	1.329"	.608"	.190	
	550	DGBR W17	1.426"	.608"	.200	
.505	485	DGBR-HP WX02	1.332"	.600"	.180	384
	525	DGBR WX01	1.332"	.600"	.200	
.510	350	DGBR-HP X09LG	1.022"	.355"	.150	252
	400	DGBR X10LG	1.002"	.355"	.160	
	475	DGBR-HP X07NE	1.327"	.750"	.170	377
	510	DGBR X08NE	1.286"	.700"	.180	
	530	DGBR-HP X06NE	1.468"	.750"	.190	433
	570	DGBR X04NE	1.448"	.750"	.200	
.550	650	DGBR-HP NS02	1.546"	.800"	.190	551
	700	DGBR NS01	1.514"	.800"	.200	
.585	600	DGBR-HP Y05NE	1.675"	.860"	.160	491
	650	DGBR Y04NE	1.257"	.496"		
	700	DGBR-HP Y03NE	1.491"	.750"	.180	593
	750	DGBR Y01NE	1.431"	.750"	.190	
.620	825	DGBR-HP Z05NE	1.542"	.750"	.170	700
	900	DGBR Z04NE	1.530"	.750"	.180	
.700	800	DGBR-HP 700 800	1.246"	.750"	.160	664
	920	DGBR 700 920	1.256"	.775"	.180	

Cutting Edge Bullets: HG RAPTOR™- HG SOLID™

Caliber	Grains	Part Number	OAL	Bullet ¹ Projection	G1 BC (Est.)	Blunt Trauma Base™ ~ Retained Weight (grains)
5.7/.224	30	HGHP 22 30	.609"	.427"		15
	32	HGHP 22 32	.553"	.410"		5 to 6 blades, ~ 6 grs each
.380	75	HGHP 380 75	.440"	.272"		47
9mm	90	HGHP 9mm 90	.609"	.380"		43
.357	105	HGHP 357 105	.703"	.285"		65
	140	HGHP 357 140	.834"	.285"		100
	165	HGS 357 165	.789"	.285"		Solid- 100%
.375	200	HGHP 375 200	1.058"	.480"		
	220	HGS 375 220	1.024"	.480"		Solid- 100%
.40/ 10mm	120	HGHP 40 120	.653"	.266"		70
	150	HGHP 40 150	.739"	.266"		105
	190	HGS 40 190	.725"	.266"		Solid- 100%
.41	135	HGHP 41 135	.690"	.300"		105
	180	HGHP 41 180	.824"	.300"		135
	220	HGS 41 220	.802"	.300"		Solid- 100%
.44	150	HGHP 44 150	.674"	.325"		95
	200	HGHP 44 200	.834"	.325"		150
	240	HGS 44 240	.831"	.325"		Solid- 100%
.45	150	HGHP 45 150	.624"	.312"		95
	200	HGS 45 200	.618"	.312"		Solid- 100%
	240	HGHP 45 240	.890"	.367"		180
	240	HGHP 45 240 FA97	.897"	.315"		
	300	HGS 45 300	.910"	.367"		Solid- 100%
	300	HGS 45 300 FA97	.913"	.315"		Solid- 100%
.475	220	HGHP 475 220	.771"	.350"		160
	280	HGHP 475 280	.927"	.350"		215
	340	HGS 475 340	.929"	.350"		Solid- 100%
.500	340	HGHP 500 340	1.006"	.470"		280
	400	HGS 500 400	.994"	.470"		Solid- 100%
.510	350	HGHP 510 350	.944"	.470"		
	410	HGS 510 410	.982"	.470"		Solid- 100%

Cutting Edge Bullets: Muzzleloader Bullets

Caliber	Grains	Part Number	OAL w/o Tip	OAL w/ Tip	Diameter w/o Sabot
.40	240	MZL 400 240	1.128"		.400
.50	160	MZL 50 160	.627"	.868"	.4515
	250	MZL 50 250	.882"	1.123"	.4515
	300	MZL 50 300	1.040"	1.157"	.4515

Cutting Edge Bullets: Flat Base Raptors

Caliber	Grains	Required Twist	Part Number	BC	OAL	Bullet ¹ Projection
.224	40	1-14"	ESP A40 Raptor	.150	0.627"	.252"
	50	1-9"	ESP A50 Raptor	.200	0.764"	.340"
	55	1-11"	FB A55 Raptor- AR	.120	0.827"	.296"
.228	60	1-10"	FB 228 60	.120	0.889"	.450"
	66	1-10"	FB 228 66	.130	0.875"	.450"
.308	100	1-12"	FB 308 100 Raptor	.220	1.161"	Blackout: .860" Win: .765" Wilson Tac: .675"
	130	1-11"	FB 308 130 Raptor	TBD	1.354"	Blackout: .860" Win: .765"
	150	1-10"	FB 308 150 Raptor	TBD	1.484"	Blackout: .860" Win: .765"
	190	1-8"	FB 308 190 SS	TBD	1.435"	Blackout: .859 Whisper: .732
.366	200	1-12"	FB 366 200	TBD	1.381"	.697"
.416	180	1:17"	FB R180 Raptor	TBD	1.299"	1.033"
.423	257	Standard	DGBR-HP K05CA	TBD	1.363"	.650"
.452	160	1-28"	FB 452 160 CU Raptor	TBD	0.868"	.580"
	250	1-24"	FB 452 250 CU Raptor	TBD	1.115"	.650"
.458	258	1-20"	FB S258	.200	1.256"	.670"
	265	Standard	FB S265 CU Raptor	TBD	1.237"	.670"

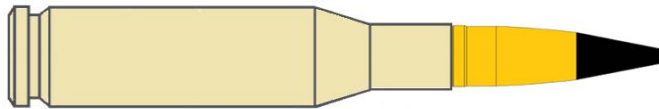
** Part numbers highlighted in Bold are Lead Free Options**

Cutting Edge Bullets: Extended Range (ER) Raptor

Caliber	Grains	Required Twist	Part Number	BC	OAL	Bullet ¹ Projection
.224	45	1-11"	ER A45 Cu Raptor	.220	.811"	.500"
	60	1-9"	ER A60 Cu Raptor	.265	.985"	.500"
.243	60	1-8"	ER F60 Cu Raptor	.270	1.041"	.655"
.257	90	1-10"	ER I90 Cu Raptor	.360	1.243"	.750"
.264	110	1-8"	ER G110 Cu Raptor	.400	1.406"	.900"
.277	82	1-12"	ER H82 Raptor	.203	1.050"	.620"
	82	1-12"	ER H82 TSG Raptor	.203	1.050"	.620"
	90	1-10"	ER H90 Cu Raptor	.330	1.184"	.769"
	115	1-10"	ER H115 Cu Raptor	.405	1.369"	.899"
.284 (7mm)	120	1-9.25"	ER J120 Cu Raptor	.440	1.369"	.750"
	135	1-9.25"	ER J135 Cu Raptor	.470	1.461"	.790"
.308	135	1-12"	ER C135 Cu Raptor	.355	1.363"	.785"
	150	1-10"	ER C150 Cu Raptor	.400	1.460"	.854"
.338	176	1-10"	ER D176 Raptor	.430	1.560"	.991"
	185	1-10"	ER D185 Cu TSG	.450	1.544"	.963"
	225	1-10"	ER D225 Cu TSG	.550	1.743"	.963"
.358	150	1-16"	ER E150 Raptor	.320	1.147"	.600"
	160	1-16"	ER E160 CU Raptor	.335	1.148"	.600"
.375	235	1-12"	ER L235	.337	1.519"	.730"

** Part numbers highlighted in Bold are Lead Free Options**

1. The bullet projection length is the distance from the case mouth to the end of the bullet.



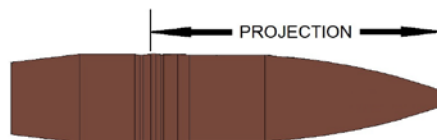
Cutting Edge Bullets: MTAC-Match, Tactical

Caliber	Grains	Required Twist	Part Number	G1 BC	G7 BC	OAL	Bullet ¹ Projection
.224	55	1-9"	MTAC B08	.250		.827"	.495"
	55	1-9"	MTAC B08 Bulk	.250		.827"	.495"
	79	1-7"	MTAC 224 79 MAX	TBD		1.185"	.773"
.243	90	1-8"	MTAC F15	.510		1.182"	.818"
	102	1-7.5"	MTAC 243 102 MAX	.580		1.274"	.835"
.264 (6.5mm)	133	1-8"	MTAC G11	.550		1.425"	.990"
	143	1-7.5"	MTAC G09	.600	.289 (A.B.)	1.501"	1.056"
.277	120	1-10"	MTAC 277 120	.460		1.192"	.735"
	125	1-10"	MTAC 277 125	.465		1.223"	.655"
.284 (7mm)	157	1-9.25"	MTAC J08	.610		1.468"	.937"
	192	1-7.5"	MTAC J06	.700		1.714"	1.201"
.308	132	1-14"	MTAC 308 132	.420		1.108"	.700"
	155	1-12"	MTAC 308 155	.460		1.259"	.785"
	168	1-10"	MTAC 308 168	.520		1.366"	.785"
	182	1-10"	MTAC 308 182	.600	.307	1.450"	.785"
	182	1-10"	MTAC 308 182 MAX	.600	.307	1.475"	.936"
.338	227	1-11"	MTAC 338 227	.650		1.595"	1.083"
	254	1-10"	MTAC 338 254	.750		1.753"	1.036"
	254	1-10"	MTAC 338 254 MAX	.739 CEB(.718 A.B.)	.365 CEB (.369 A.B.)	1.764"	1.179"
	267	1-10"	MTAC 338 267 MAX	.800		1.831"	1.246"
	277	1-9.5"	MTAC 338 277	.825		1.867"	1.036"
	277	1-9.5"	MTAC 338 277 MAX	.826 CEB(.809 AB)	.412 CEB (.418 A.B.)	1.883"	1.298"
	302	1-8"	MTAC 308 302 MAX	.870	.406 (A.B.)	2.014"	1.428"
.375	352	1-11"	MTAC L09	.890	.423 (A.B.)	2.002"	1.402"
	377	1-10"	MTAC L11	.950	.438 (A.B.)	2.103"	1.503"
	402	1-9"	MTAC L13	.990	.455 (A.B.)	2.209"	1.609"
	427	1-8"	MTAC L15	1.030	.481 (A.B.)	2.312"	1.716"
	452	1-7.5"	MTAC L17	1.07	.506 (A.B.)	2.423"	1.827"
.375/.365	402	1-8"	MTAC L13 MOD	.990		2.209"	1.609"
	427	1-7.5"	MTAC L15 MOD	1.030		2.312"	1.716"
.408	395	1-13"	MTAC U395	.900	.376 (A.B.)	1.918"	1.305"
	420	1-13"	MTAC U420	.955	.398 (A.B.)	2.003"	1.305"
.416	422	1-13"	MTAC V422	.880	.410 (A.B.)	1.976"	1.357"
	446	1-12"	MTAC V07	.870	.399 (A.B.)	2.023"	1.290"
	472	1-12"	MTAC V16	.980	.413 (A.B.)	2.172"	1.558"
.509/.499	802	Standard	MTAC X01M	.970		2.513"	1.809"
.510	720	Standard	MTAC X03	.880	.429 (A.B.)	2.230"	1.460"
	762	Standard	MTAC X02	.920	.487 (A.B.)	2.381"	1.689"
	802	Standard	MTAC X01	.970	.496 (A.B.)	2.501"	1.809"

BC data marked (.A.B) is data obtained from independent testing performed by Applied Ballistics LLC.

Highlighted bullets were tested through the Oehler 43 system

- The bullet projection length is the distance from the case mouth to the end of the bullet.



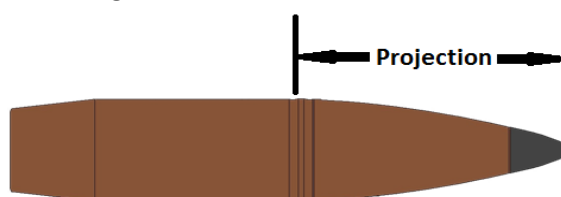
Cutting Edge Bullets: Lazer - Ultra Long Range Hunting

Caliber	Grains	Required Twist	Part Number	G1 BC	G7 BC	OAL
.308	165	1-10"	LZR 308 165	.485	.247 (A.B.)	1.446"
	180	1-10"	LZR 308 180	.545	.269 (A.B.)	1.537"
	180	1-10"	LZR 308 180 MAX	.545	.279 (A.B.)	1.562"
	200	1-9"	LZR 308 200	.585	.300	1.673"
.338	225	1-10"	LZR 338 225	.630	.312 (A.B.)	1.714"
	250	1-10"	LZR 338 250	.670		1.838"
	250	1-10"	LZR 338 250 MAX	.670	.357 (A.B.)	1.867"
	265	1-10"	LZR 338 265			
	265	1-10"	LZR 338 265 MAX			1.938
	275	1-9.5"	LZR 338 275 MAX	.773	.400 (A.B.)	1.987"
	300	1-8.5"	LZR 338 300 MAX	.780	.405 (A.B.)	2.119"
.375	325	1-12"	LZR 375 325	.740	.370 (A.B.)	1.968"
	350	1-10"	LZR 375 350	.870	.393 (A.B.)	2.078"
	375	1-10"	LZR 375 375 MAX	.900	.420 (A.B.)	2.181"
	400	1-9"	LZR 375 400 MAX	.930	.474 (A.B.)	2.287"
	425	1-8"	LZR 375 425 MAX	.980	.494 (A.B.)	2.393"

BC data marked (A.B) is data obtained from independent testing performed by Applied Ballistics LLC.

All Estimated BC's within +/- 5%

1. The bullet projection length is the distance from the case mouth to the end of the bullet



Cutting Edge Bullets: MAXIMUS Bullets

Caliber	Grains	Required Twist	Part Number	BC	OAL	PROJECTION
.264	105	1-9.5"	M.264 105	.430 *	1.140"	.750"
	125	1-8"	M.264 125	.470 *	1.337"	.810"
.270	90	1-12"	M.277 90	.280 *	.910"	.575"
	125	1-10"	M.277 125	.430 *	1.238"	.750"
	135	1-9"	M.277 135 MAX	.490 *	1.317"	.829"
7MM (.284)	132	1-10"	M.284 132	.400 *	1.271"	.760"
	152	1-9"	M.284 152	.450 *	1.424"	.760"
.308	125	1-14"	M.308 125	.340 *	1.034"	.700"
	150	1-11"	M.308 150	.410 *	1.248"	.785"
	180	1-10"	M.308 180	.510 *	1.437"	.785"
.400	165	1-30"	M.400 165 12ct	.173	.771"	
	165	1-30"	M.400 165 20ct	.173	.771"	.500"
	240	1-24"	M.400 240 12ct	.285	1.121"	
	240	1-24"	M.400 240 20ct	.285	1.121"	.725"
.429	210	1-30"	M.429 210 20ct	.175	.864"	.550"
	250	1-24"	M.429 250 20ct	.311	1.069"	.750"
.430	210	1-30"	M.430 210 12ct	.175	.864"	
	210	1-30"	M.430 210 MZL	.175	.864"	
	250	1-24"	M.430 250 12ct	.311	1.069"	
	250	1-24"	M.430 250 MZL	.311	1.069"	
.451	250	1-30"	M.451 250 12ct	.200	.912"	
	250	1-30"	M.451 250 50ct	.200	.912"	.540"
	300	1-28"	M.451 300 50ct		1.088"	.640"
.458	260	1-28"	M.458 260 50ct	.200	.990"	.670"

* BC Numbers Marked With An Asterisk (*) Are Estimated Until Testing Is Completed